



SET UP SHEET

(circle the settings used)

DRIVER :

MEETING:

TRACK:

DATE:

TRACK CONDITIONS:

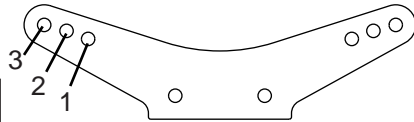
FRONT / AVANT / DELANTRA / VORN / FRAM

FRONT TOE-IN

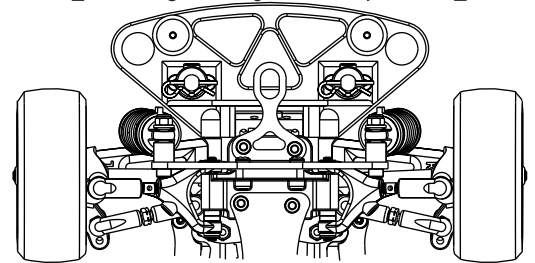
-1° -2° -3° 0° +1° +2° +3°

FRONT CASTOR


7.5° 10° 12.5°



ANTI ROLL BAR YES NO



OIL 15W 20W 25W 30W 35W 40W 45W
50W 55W 60W 70W 80W 100W 120W



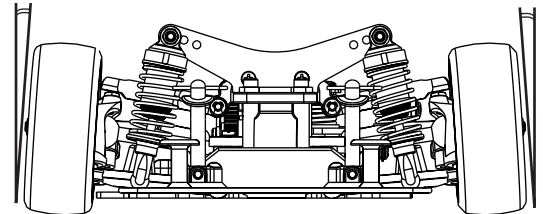
SPACER mm

SOLID - VARI PISTON 1 2 3 4

SPRING BLACK GREY BLUE RED YELLOW SILVER

FRONT CAMBER

0°
-1°
-2°
-3°



FRONT RIDE HEIGHTmm

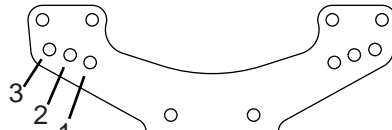
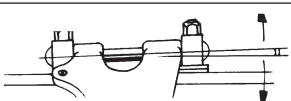
REAR / ARRIERE / TRASERA / HINTEN / BAK

REAR

0°
-1°
-2°
-3°

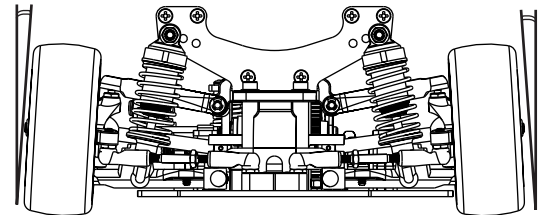
ANTI SQUAT

WASHERS FRONT mm
WASHERS REAR mm




ANTI ROLL BAR

LIGHT HEAVY UPPER LOWER NO



REAR RIDE HEIGHTmm

OIL 15W 20W 25W 30W 35W 40W 45W
50W 55W 60W 70W 80W 100W 120W



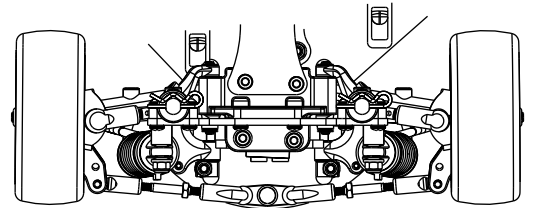
SPACER mm

SOLID - VARI PISTON 1 2 3 4

SPRING BLACK GREY BLUE RED YELLOW SILVER

REAR TOE-IN

-1° -2° -3° 0° +1° +2° +3°



PINION 18T 19T 20T 21T
22T 23T 24T 25T
26T 27T 28T 29T
30T 31T 32T 33T
34T 35T

SPUR GEAR 83T 86T


CHASSIS C/C C/F
TRANSMISSION
NON SLIPPER
ABS
TDS

METAL

PLASTIC

DRIVESHAFTS
ROLLER O/W
STANDARD

TYRES: FRONT _____ REAR _____ **FOAM INSERTS** SOFT HARD COMP

MOTOR	SPEEDO	CELLS	RECEIVER	SERVO	BODY STYLE 
-----	-----	-----	-----	-----	-----